



VISITOR MANAGEMENT SYSTEM

Easy to setup and use Visitor Management System. Fast registration of visitors with MyKad Reader and low cost passport scanning solution. With searchable database and reports.

The Visitor Management System is designed to enhance security for your premises by tracking visitors. Tracking of visitors is done by registration using a computer system by MyKad Reader, Scanner or manual entry using computer form. Information about the visitor and photo are stored in the system along with the in and out times. Other information about the visit can also be recorded such as the person to meet, location and any problems with the visitor. Visitors can be blacklisted to give warnings by the system.

Generate Barcode passes for individuals or cars. Use passes to check out visitors with barcode readers. Issue permanent passes for frequent visitors.

Visitor Management System as been designed to be user friendly. A login system is built in to manager user with admin and standard user levels. The login information can be used to track which guard handle visitors.

Photo

Read MyKad **Scan Document** **Q**

Visitor Information
Identification No :
970524108596696
Visitor Name :
JANE SMITH
Gender : FEMALE Temperature : 37
Ethnicity : Date of Birth : 24/05/1997
Citizenship :
Document Type : ID Expiry Date :
FIRST TIME VISITOR
Blacklist Remarks :

Other Details
Telephone Number : 01255596696 Vehicle Number : TWY1912 Vehicle Type :
Visitor Category : GUEST Company :
Pre-Registered Pass Number :
Visit Details
No. of Visitors : 1 Purpose of Visit : Visit Limit (Hrs) (Min)
To Meet (Host) : ADMIN Host Information Name : Admin
Location or Department : A-2 Location Information
Unit No : A12
Permit No :
Delivery Order :
Remarks :

VISITOR REGISTRATION

Additional Information
Fever ☐ YES ☒ NO
Sore Throat ☐ YES ☒ NO
Dry Cough ☐ YES ☒ NO
Runny Nose ☐ YES ☒ NO
Shortness Of Breath ☐ YES ☒ NO
Body Ache ☐ YES ☒ NO
Travelled Overseas Last (14 days) ☒ YES ☐ NO
Contact With Person With Covid-19 ☐ YES ☒ NO
Recovered From Covid-19 ☐ YES ☒ NO
Covid-19 Test Done ☒ YES ☐ NO

REGISTER VISITOR

Main registration form with support for MyKad Reader, Scanner and manual entry. Updated with health declaration and temperature recording fields.

Devices that can be integrated to Visitor Management System



MyKad Reader (Included with software)

MyKad Reader device is included with the software set. Plug and play installation. Driver installed with Visitor Management System installer. Capable of reading MyKad information and photo in 10 to 15 seconds.

Accurate and fast to register visitors.



Optional Scanner for passport reading (Not included)

Use any A4 size scanner like a 3 in 1 printer scanner to scan in details from passport or driver license (Malaysian). The software has an OCR module to find relevant information from the documents and fill in fields in the Visitor Management System.



Optional Barcode Reader (Not Included)

Use USB barcode reader and scan in Visitor Passes with pre-printed barcode upon check in. Scan the barcode on the visitor pass upon to check out the call up visitor information quickly.



Optional Webcam (Not Included)

Use a web capture to capture Visitor Photo for manual entry or to update photos.

How to scan in documents into Visitor Management System (Youtube - Internet Required)



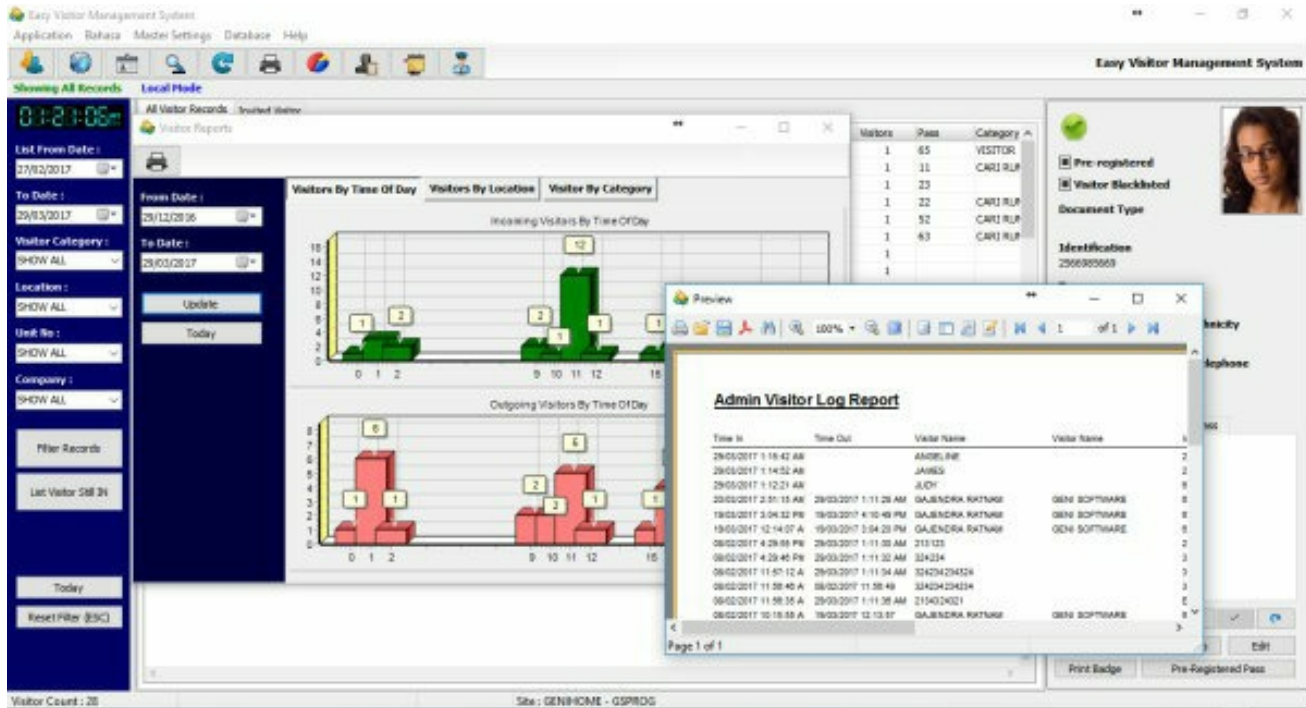
How To Scan MyKad



How To Scan Passport



How To Scan Driver License



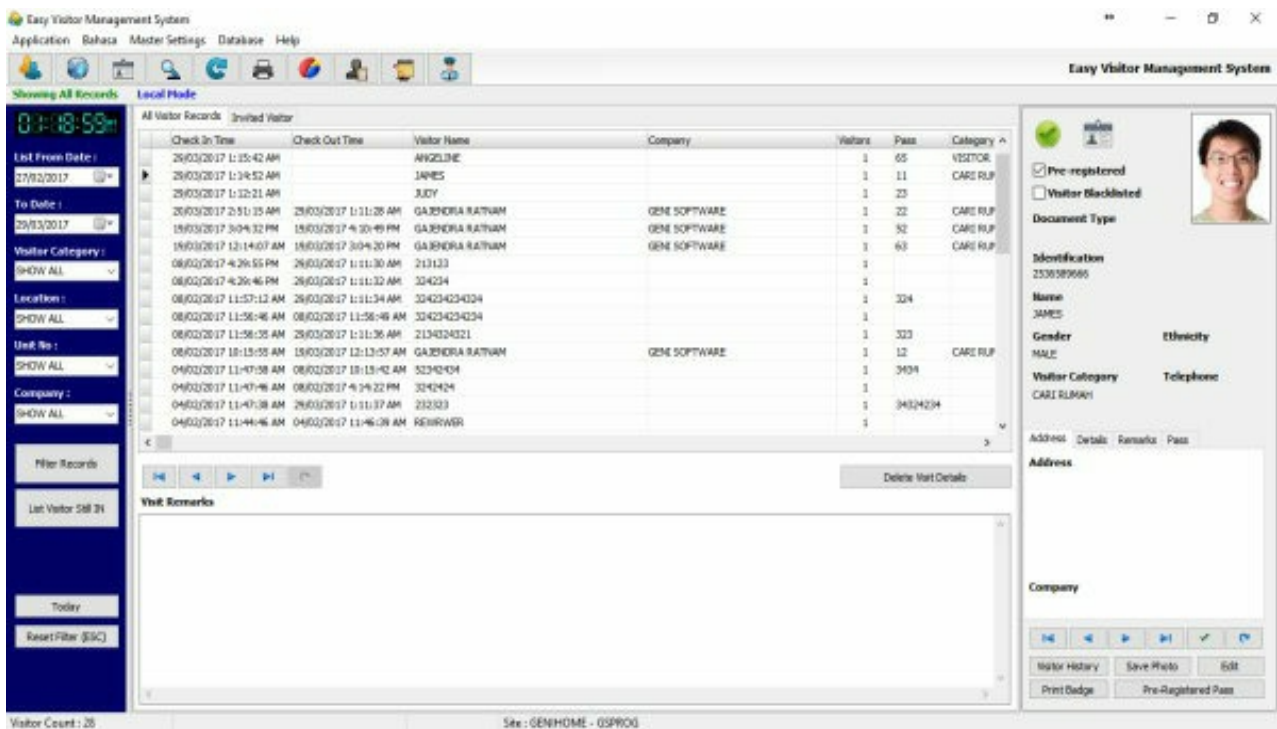
Admin screen accessible using the admin username and password . Reports and charts can be generated to view visitor history, movement and other information. Data can be filtered by Visitor Category, Location, Company or by dates.

The screenshot displays the 'Easy Visitor Management System' Guard Screen interface. The top menu includes 'Application', 'Rahasa', and 'Master Settings'. The main area features a sidebar with a visitor photo and details: 'Visitor Name: JAMES', 'Company: ', 'Gender: MALE', 'Ethnicity: ', 'Vehicle Number: ', 'Visitor Category: CARU RUMAH', and 'Remarks: '. The central part shows a table with columns for 'Check In Time', 'Visit Expiry', 'Visitor Name', 'Company', 'No Of Visitors', 'Pass Number', and 'Visitor Category'. The table lists several visitors, including AMBER, JAMES, JUDY, and GAJENDRA KATNAR, with their respective visit times and categories. The bottom status bar shows 'Visitors Registered: 7' and 'Local Mode'.

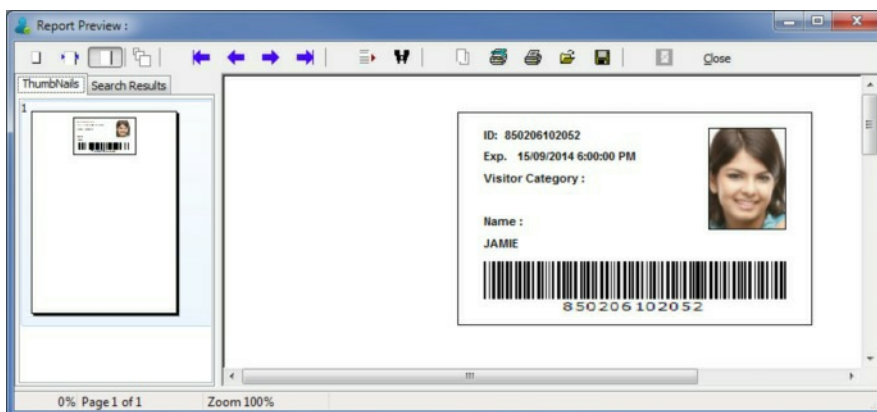
Guard Screen



With built in login system and user management, users can be given rights as administrators or standard users.



Main admin screen is designed to quickly search database and produce reports, generate barcodes, manage users and other system functions.



Issue permanent barcode pass for frequent visitors for easy scanning using barcode scanner.

Easy Visitor Management System
Application : Bahasa

01:05:54
Wednesday, March 29, 2017

Visitor Check In Print Visit Slip Print Badge Scan In/Out Barcode [F1] Visitor Check Out

Document Type :
Identification No : 2536580666
Pass No : 11

Visitor Name : JAMES
Company :
Gender : MALE Telephone :
Ethnicity : Vehicle Number :
Visitor Category : CARIRUMAH
Remarks :

Visitors Checked In: Invited Visitor: Visitors Checked Out:

Check In Time	Visit Expiry	Visitor Name	Company	No Of Visitors	Pass Number	Visitor Category
28/03/2017 1:15:42 AM	29/03/2017	ANGELINE		1	85	VISITOR
29/03/2017 1:14:52 AM	29/03/2017	JAMES		1	11	CARIRUMAH
29/03/2017 1:12:21 AM		JUDY		1	23	

Visitors Registered : 3 Local Mode Site : GENIHOME - GS/PROG

Visitor Check Out

12:44:25 PM

Visitor Name: JAMIE

MyKad / Passport / Identification Number: 850206102052

Pass Number: 1252 Vehicle No:

Check In Remarks:

Check Out Remarks:

Visit Rating:
☒ Good ☐ Problem

Check Out Cancel

Report Preview

Thumbnail Search Results


VISITOR INFORMATION FORM

Reference Id : 2

Name : JAMIE

Id No : 850206102052

Gender : FEMALE Ethnicity :

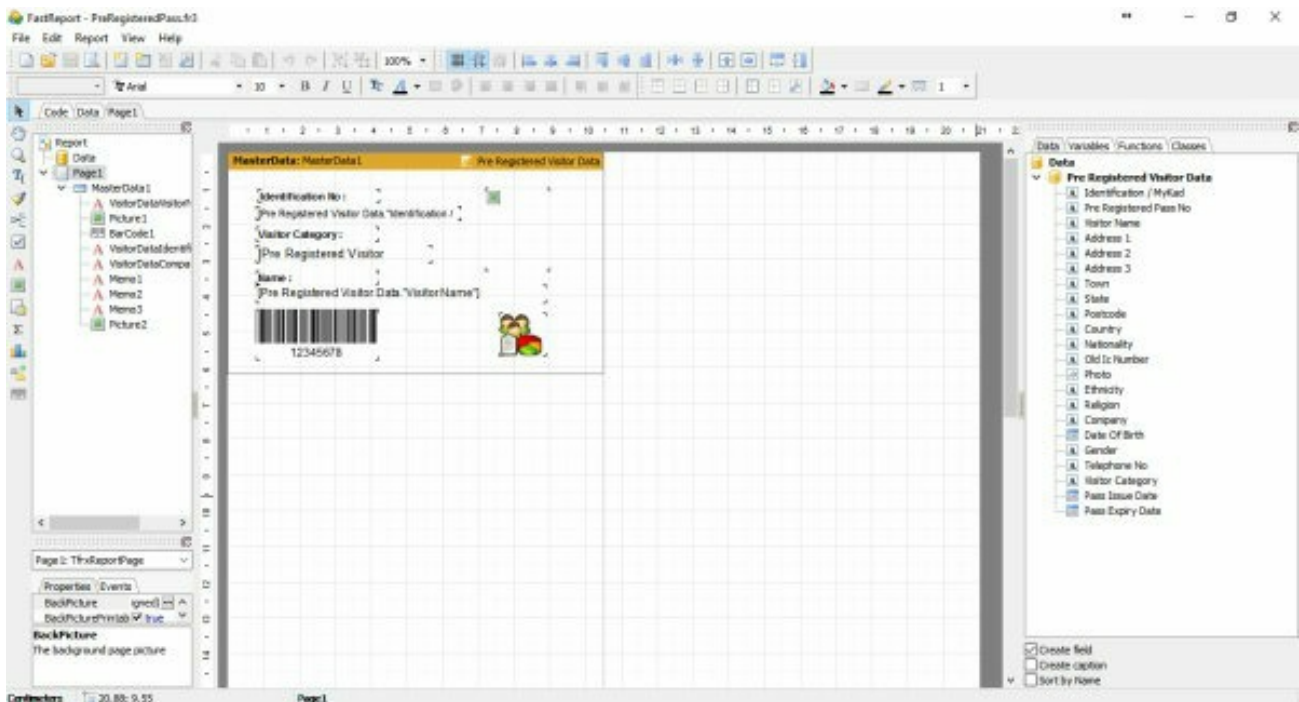
Vehicle :


Person To Meet :
 Location : Time In : 07/08/2014 2 05:11 PM
 Purpose of Visit : Time Out :

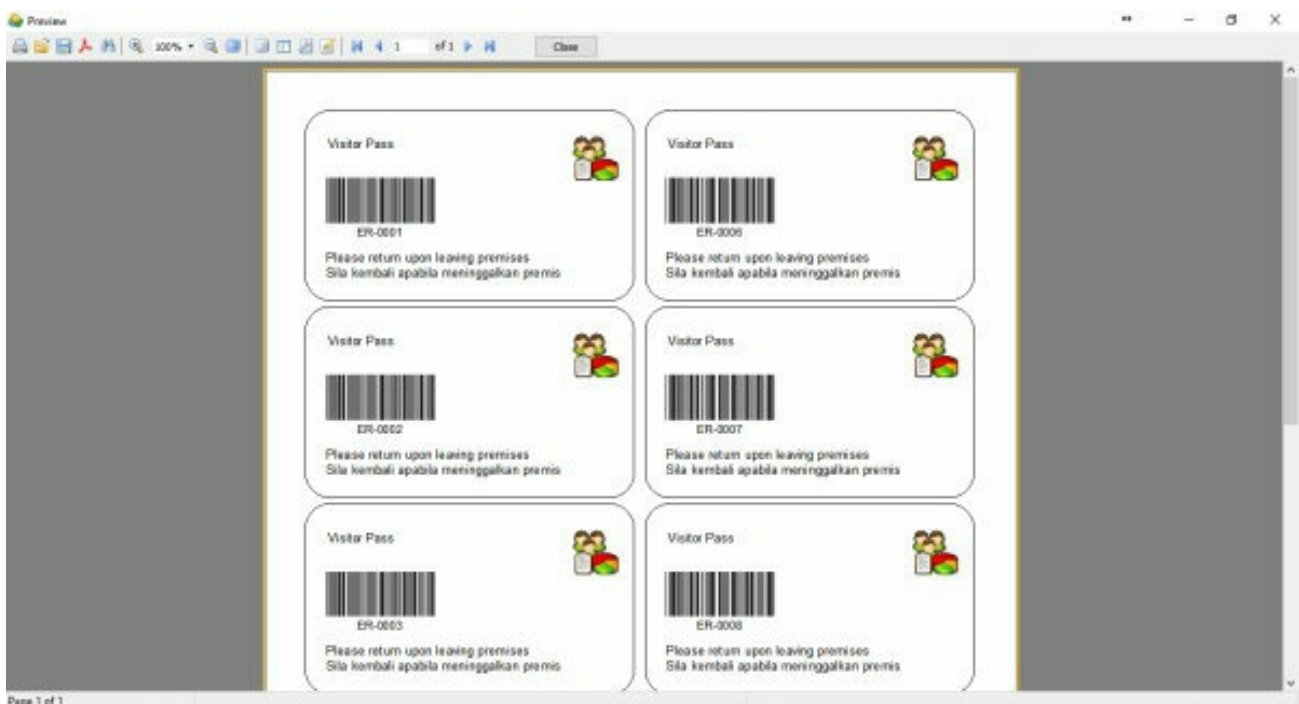
Visitor's Signature: 06/08/2014 12:43:44 PM
 Authorized Signature: admin

0% Page 1 of 1 Zoom 100%

Easy to use guard module is accessible by using the Standard User login. Visitor can be registered with MyKad Reader, manually or scanned from passport. Simple layout ensures person on duty has information about current visitors in the premise. Overstay visitor alert is also available on this screen.



Powerful form designer is built in to allow customisation of visitor forms, badges and passes. The template can be modified and logo added to data that is available in the Visitor Management System for each visitor.



Preprint barcode badges with serial number to issue to visitors upon arrival. The barcode can be scanned into the Visitor Management System for tracking. Upon leaving the barcode can be scanned again to bring up the visitor record to check out the visitor.

Features and Sepcification:

- Simple to install and use
- MyKad Reader Provided for quick start to using the system
- Recording by MyKad, Scanner and manual entry
- Dual language (BM and English)
- Low cost Passport scanning solution (optional scanner required)
- Capture photo (optional webcam required)
- Barcode scanning (optional barcode scanner required)
- Register visitor category, facility information and purpose of visit
- Generate barcode passes for visitors and vehicles
- Powerful Form Designer to design Visitor Pass with custom logo and format
- Issue permanent passes for frequent visitor like maids, maintenance people
- Print reports by dates, category and visitor still in premises
- Simple front desk operations with problem reports and black list alert
- User manager with admin and standard user levels
- Backup and restore functions for database
- Repair and compacting of database

System Requirement:

- Windows 7 / 8 / 10 32 bit or 64 bit
- 2GB RAM
- 500GB HD
- HD Monitor (1366x768) Min Resolutions
- USB Slots for MyKad Reader (Included)
- Flatbed Scanner (Optional)
- USB Barcode Reader (Optional)
- USB Web Cam (Optional)
- Printer (Optional)